


# **DOUBLE-DISC APPLICATOR**



## CUTTING POWER...


Roll through stalks and trash, the Jamesway DOUBLE-DISC Applicator has the power to cut through the tough stuff. The adjustable downdraft control lets you dial up the cutting power you need for any job. The large discs roll on oversize bearings, so go ahead and put some pressure on them.



## STAYING POWER...




Pivot-mounted heavy duty leaf springs provide rock protection.



The oversize hubs and bearings stand up to heavy loads.



## LIFTING POWER...



The tremendous lifting height is important when traveling over rough lanes to the field, but that's just part of the story. The Jamesway LEVEL-LIFT System always keeps the toolbar at the correct angle., so the applicators are always at the perfect attack angle.

The Jamesway LEVEL-LIFT System is also Quick-Attach. When you want to remove the Applicator from the tanker, the lifting arms easily detach from the toolbar.

The manure distributor stays with the Applicator, so only one hose quick-coupler connects to the tanker. It only takes a few minutes to mount or unmount the Applicator.



Quick-Attach hooks on the toolbar make mounting easy.



The Jamesway LEVEL-LIFT System downdraft control lets you add load when needed, but still floats with the contours of the ground.

LEVEL-LIFT System and manure pipe quick coupler



### DISTRIBUTION SYSTEMS

#### STANDARD DISTRIBUTOR for free flowing liquids



A good distribution system makes a big difference in your productivity. Jamesway Distributors are tailored for your needs: Standard model distributors are adjustable for thinner or thicker liquids, and the Power Distributor lets you take on tough bedding.

Choose either the manual flow control gate (shown) or the hydraulic gate (mounted on tanker) for use with flowmeter systems.

The distributor is mounted on the toolbar making it easy to reach for service.

#### POWER DISTRIBUTOR for bedded manure



**POWER DISTRIBUTOR**  
Adjustable and replaceable knives cut bedding.

**EASY ACCESS**  
A quick pull on the release cord drops the entire floor of the distributor out. The hinged lid needs no tools to open.



#### SPREADING KIT



#### THE QUICK CHANGE SPECIALIST.

If you need to spread, just change the quick-coupler hose from the distributor to the spreading nozzle mounted on the rear of the toolbar. If you decide to detach the complete Applicator, the spreading nozzle quick-attaches directly to the tank.



Visit our website for more information on these Jamesway products!

#### MANURE SYSTEMS:

- Alley Scrapers
- Vertical Electric Pumps
- Electric Prop Agitators
- Vertical PTO Pumps
- Piston Transfer Pumps
- Cross Gutter Systems
- Barn Cleaners

#### MANURE APPLICATION:

- Non-Steer Spreader Tanks
- Steerable Spreader Tanks
- Injection Systems
- Truck Mount Tankers
- Lagoon Pumps
- Prop Agitators
- Loading Pumps

#### FEEDING SYSTEMS:

- Silo Unloaders
- Feeders
- Conveyors
- Hammer Mills
- Power Feed Carts
- Bedding Choppers

Jamesway Farm Equipment products are designed in conformance to ASAE Standards S354.4 "Safety for Farmstead Equipment" and S318.15 "Safety for Agricultural Equipment". Some photos in this brochure have safety shields removed or open to show additional detail on equipment features. Never operate equipment without safety shields in place. Jamesway continually updates and improves products and reserves the right to make changes in the design, specifications, and to add improvements to our products, without incurring an obligation on equipment purchased.

**JAMESWAY FARM EQUIPMENT, INC.**  
12 Route 249  
St. Francois-Xavier (Quebec) JOB 2V0  
Tele: (819) 845-7824  
Fax: (819) 845-5153

**DEALER:**

**JAMESWAY FARM EQUIPMENT, INC.**  
USA Warehouse  
15383 State Hwy. 131  
Tomah, WI 54660